

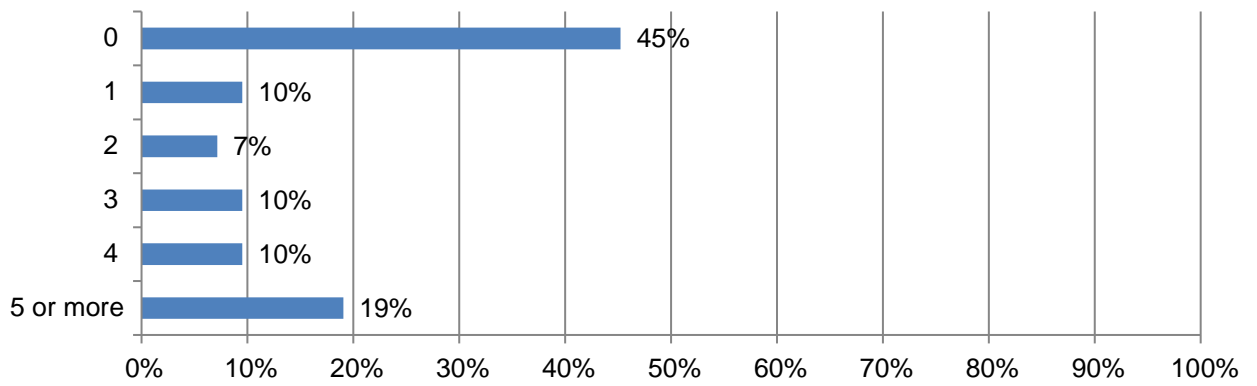


2023 Work Zone Awareness Survey Results

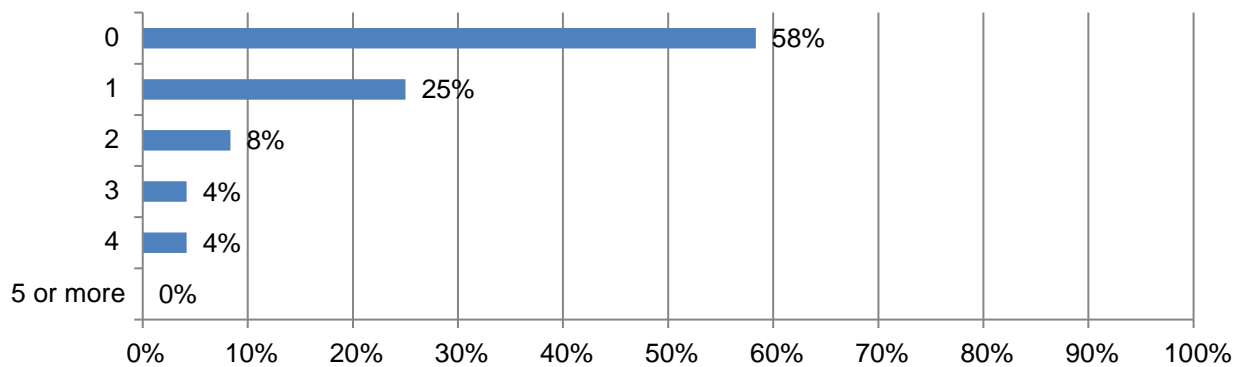
New York Results

Total 46 responses. Responses varied for some questions. Percentages are based on responses to each question and may not sum to 100 due to rounding (total specified in some questions).

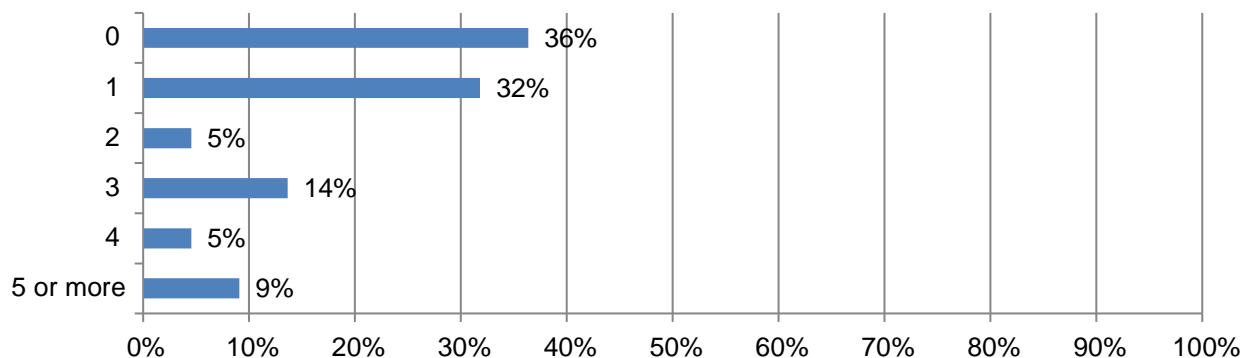
1. In the past 12 months, how many crashes involving a motor vehicle have occurred at a highway work zone where your firm operates? (42 Responses)



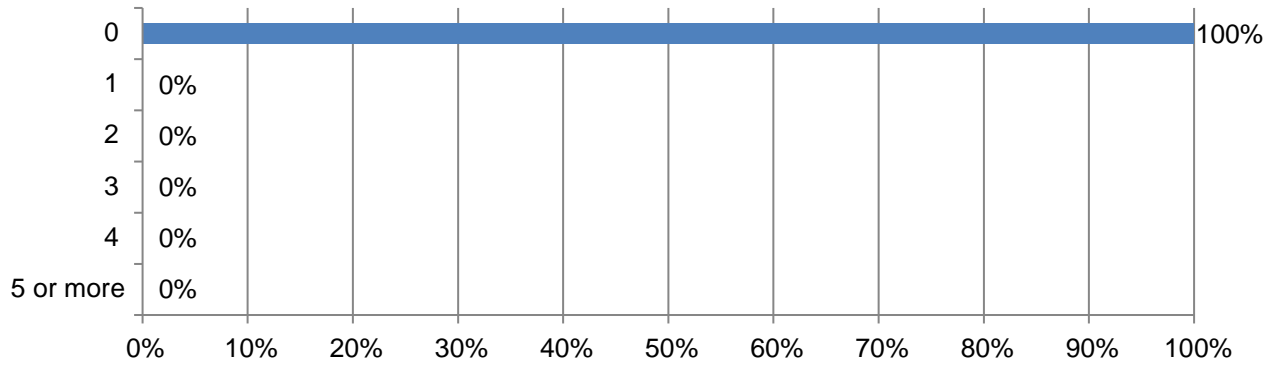
2. How many construction workers were injured in these crashes? (24 Responses)



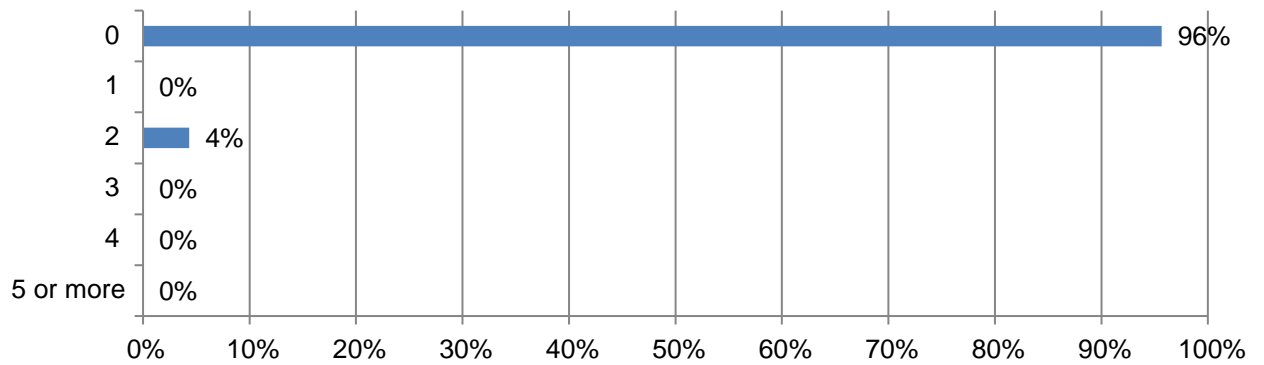
3. How many drivers or passengers were injured in these crashes? (22 Responses)




4. How many construction worker fatalities resulted from these crashes? (24 Responses)



5. How many driver or passenger fatalities resulted from these crashes? (23 Responses)



6. How many days have your firm's projects been delayed because of these crashes? (25 Responses)



7. In your opinion, how much of a risk are highway work zone crashes now compared to year ago? (44 Responses)

8. Why do you think highway work zone construction is more dangerous today compared to one year ago?
(23 Responses)

9. Would any of these measures help reduce the number of highway work zone crashes, injuries and/or fatalities?
(46 Responses)

10. Has there been an increase in work zone crashes when performing work? (28 Responses)

11. If you answered yes, what do you attribute this? (9 Responses)

12.